












Export Catalyst

HealthcareUK

Commonwealth Fund Table

The *NHS* is named the best healthcare system!

	 UK	 AUS	 NED	 NZ	 NOR	 SWE	 SWIZ	 GER	 CAN	 FRA	 US
Overall Ranking (2017)	1	2	3	4	4	6	6	8	9	10	11
Care process	1	2	4	3	10	11	7	8	6	9	5
Access	3	4	1	7	5	6	8	2	10	9	11
Administrative efficiency	3	1	9	2	4	5	8	6	6	11	10
Equity	1	7	2	8	5	3	4	6	9	10	11
Healthcare outcomes	10	1	6	7	3	2	4	8	9	5	11
Health expenditures/ Capita, 2017**	\$4,192	\$4,708	\$5,385	\$3,590	\$6,648	\$5,488	\$7,919	\$5,551	\$4,644	\$4,600	\$9,892

** Expenditures shown in \$US PPP (Purchasing power parity)

Adapted from OECD Health Statistics 2017.